


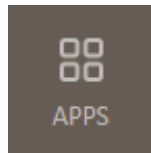
Logging into Canvas through the Apps Portal to Use Chrome




Some computers in the MaineHealth system do not have access to Chrome, the preferred browser for Canvas. This guide will walk you through accessing Canvas via Chrome on your workstation computer, even if the browser is not downloaded onto it.



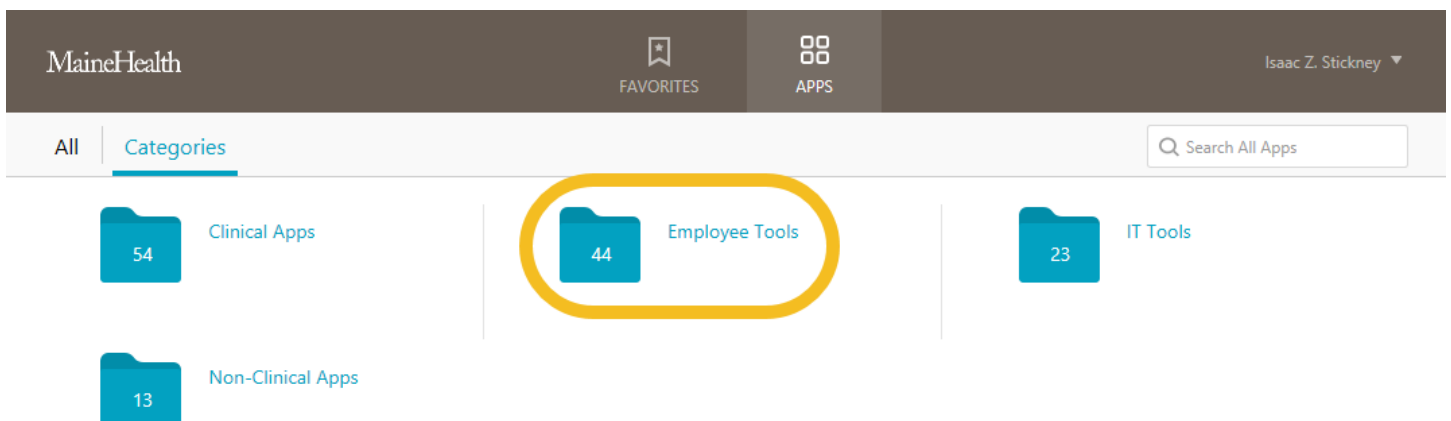
STEP 1: Access the Apps Portal on your desktop



STEP 2: Click on “APPS” at the top menu



STEP 3: Click the “Employee Tools” folder





Canvas LMS
Employee Tools

STEP 4: Click “Canvas LMS”

The screenshot shows the MaineHealth Apps Portal interface. At the top, there's a navigation bar with 'MaineHealth', 'FAVORITES', 'APPS', and a user profile 'Isaac Z. Stickney'. Below this is a breadcrumb trail: '< Categories > Employee Tools'. A search bar labeled 'Search All Apps' is on the right. The main area displays a grid of application tiles. The 'Canvas LMS' tile, featuring its red circular logo and the text 'Canvas LMS Employee Tools', is highlighted with a yellow circle. Other visible tiles include 'Bswift Employee Tools', 'Change Password Employee Tools', 'Citrix Storefront Tips Employee Tools', 'Commtech Paging Employee Tools', and 'Confidentiality Training -7x Employee Tools'. Each tile has a 'Details' link.

STEP 5: The Apps Portal will push you to the login page via Chrome

The screenshot shows the Canvas LMS login page in a web browser. The browser's address bar shows the URL 'mainehealth.org/maine-medical-center/healthcare-professionals/canvas'. The page header includes the 'Maine Medical Center MaineHealth' logo and navigation links for 'MYCHART', 'SEARCH', and 'MENU'. The main content area features the 'canvas learning management system' logo and the instruction 'Please select a login option:'. There are two buttons: a blue 'MaineHealth WebAccess' button and a red 'Friends of MaineHealth' button. Below the buttons, there is explanatory text: 'Please access Canvas under Employee Tools in the Apps Portal. If you are unable to access the Apps Portal, please use Chrome/Firefox or Safari to access Canvas. Internet Explorer will not work.' It further clarifies that the blue button is for internal MMCF domain web users (using 'mmcusername' and MMC password), while the red button is for external users (using email address as username and setting a new password). A footer note provides contact information: 'If you have any questions about using Canvas or problems accessing the platform, please email canvashelp@mainehealth.org and we will get back to you as soon as possible.'

STEP 6: Please see the additional guides “Canvas Login – @mainehealth.org email” or “Canvas Login – non-@mainehealth.org email” which can be located at the bottom of the [Canvas login landing page](#) for further directions.

IF YOU CONTINUE TO HAVE PROBLEMS LOGGING IN PLEASE CONTACT CANVASHHELP@MAINEHEALTH.ORG



Maine Medical Center
MaineHealth