

HOW TO USE PACER AND ICD REMOTE SUPPORT

WHAT THE ER NEEDS TO KNOW

ANDREW CORSELLO, MD

CORSEA@MMC.ORG

ELECTROPHYSIOLOGY

WHY:

- APPROVED PROMPTLY DUE TO COVID-19 CONCERNS RELATED TO INDUSTRY REPS
 - MMC DIRECTIVE TO ONLY ALLOW REPS IN MEDICAL EMERGENCIES OR WHEN NO OTHER OPTION
 - COMPANIES HAVE DIRECTED REPS TO ONLY VISIT IF URGENT AND NO OTHER OPTION
 - COMPANIES UNDER NO OBLIGATION TO ER, 2 COMPANIES NOW REFUSE, LIKELY CONTRACTS SOON
 - FDA APPROVED FOR YEARS BUT HELD UP BY MAINE HEALTH DUE TO LEGAL AND IT CONCERNS
 - PROMPT, EXPERT OPINION ON PPM OR ICDs
 - FAX ALLOWS DOCUMENTATION IN THE ER RECORD
 - AUTOMATICALLY TO COMPANY WEBSITE FOR DOWNLOAD INTO DEVICE FOLLOWING RECORDS
- EP DOC HAS ACCESS REMOTELY ONCE DOWNLOAD SUCCESSFUL.

EP docs in general cards call, EP only available off hours about 1/3 of nights

SCOPE

- CANNOT REPROGRAM
- ALL BRANDS DIFFER

- AVAILABLE:

- MEDTRONIC
- BOSTON SCIENTIFIC
- ST JUDE / ABBOTT

- NOT AVAILABLE

- BIOTRONIC
- ELA/SORIN
- CALL CARDS FELLOW

DOWNLOADS BASIC DEVICE FUNCTION, LEAD FUNCTION, ARRYTHMIAS RECORDED, SHOCKS


Cannot reprogram. Cannot Perform Real Time Threshold Test

LOCATION OF BOXES AND KEY

Key – A side cabinet



Box storage



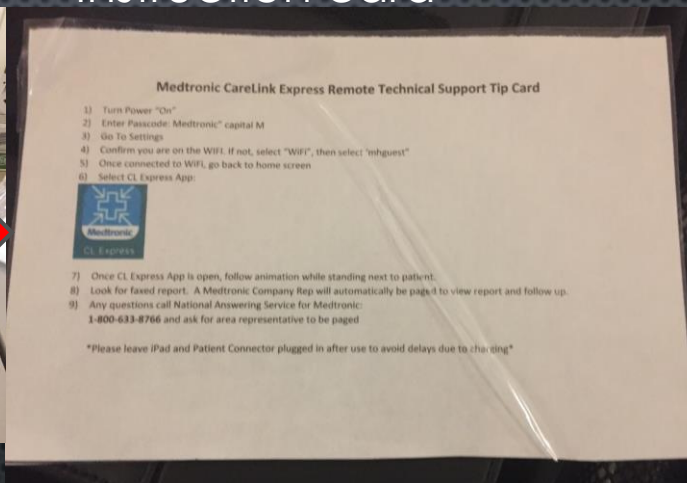
MEDTONIC – IPAD AND WAND

- PASSWORD – MEDTRONIC (CAPITAL M)
 - FOLLOW SCREENS TO PAIR
 - FOLLOW SCREEN TO INTERROGATE
 - WIFI
- DATA TO ER FAX
 - WEBSITE FOR EP DOC AND EP OFFICE
 - AVAILABLE TO TECH SUPPORT
 - PAGED TO REP WHO SHOULD CALL ER



MEDTRONIC



Instruction card




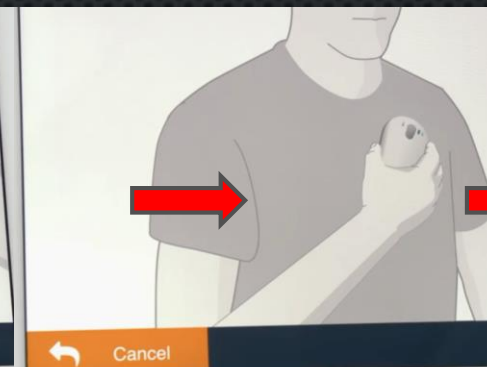
Wand and charger



Follow screen



Pair with wand



Fax and call

BOSTON SCIENTIFIC


- TWO BOXES TIED TOGETHER
- FOLLOW SCREENS AND TIP BOOK
- CELL PHONE BASED
- SENDS TO TECH SUPPORT
 - CALL 1800 CARDIAC FOR TECH SUPPORT, INTERPRETATION AND TO REQUEST FAX
 - REP ON CALL RECEIVES EMAIL AND CAN BE PAGED

BOSTON SCIENTIFIC

Case and Instructions



Pair of Boxes with 2 plugs



Wand

Plug in, place wand, follow on screen instructions
After transmission call 1800 CARDIAC

ST JUDE / ABBOTT MEDICAL


- 1-2 MINUTE BOOT UP TIME, MINUTES SEND TIME – NEED SOMETHING ELSE TO DO!
- CELL ADAPTER FOR NOW – MAY NEED TO BRING TO A SIDE WINDOW
- EMAIL AND TEXT TO ST JUDE REP – THEY WILL CALL ER (NOT PAGED)
- FAX SUMMARY TO ER, DROP TO OUR WEB PORTAL
- TECH SUPPORT NUMBER ON BOX – ALSO HAVE ACCESS TO DATE ONCE SUCCESSFUL
- 1-877-MYMERLIN (1-877-696-3754)

ABBOTT (ST JUDE) –

Push button once to wake up
A second time to interrogate
Tower icon done download
- transmitting
- can unplug, may need window
- stars = complete

Box

Cell – needs
window



May want to log in to EPIC

Instruction card

Hopefully WIFI soon. Email to follow